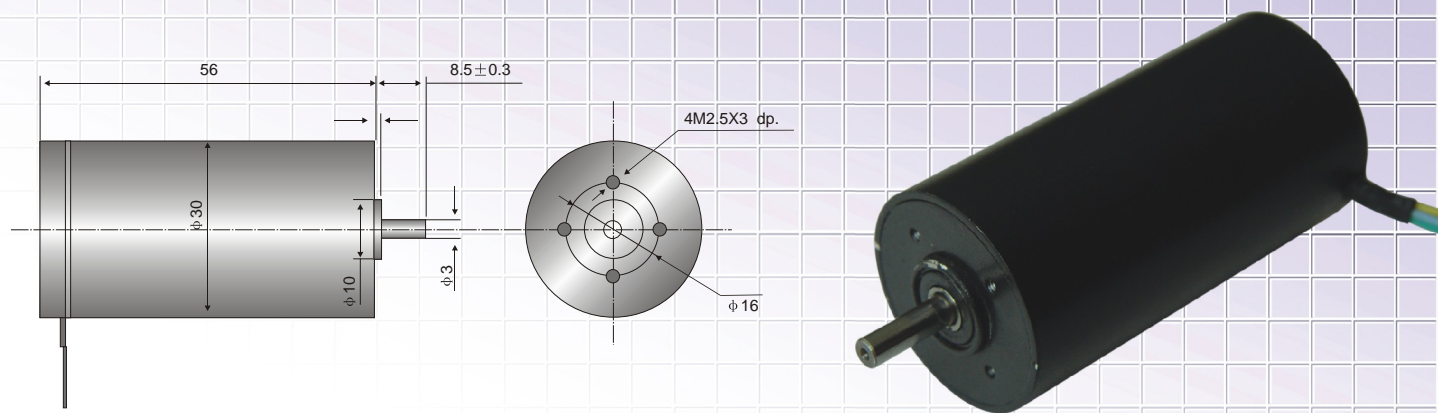


SL-30 DC BRUSHLESS & SLOTLESS MOTOR EXTERNAL DRIVER

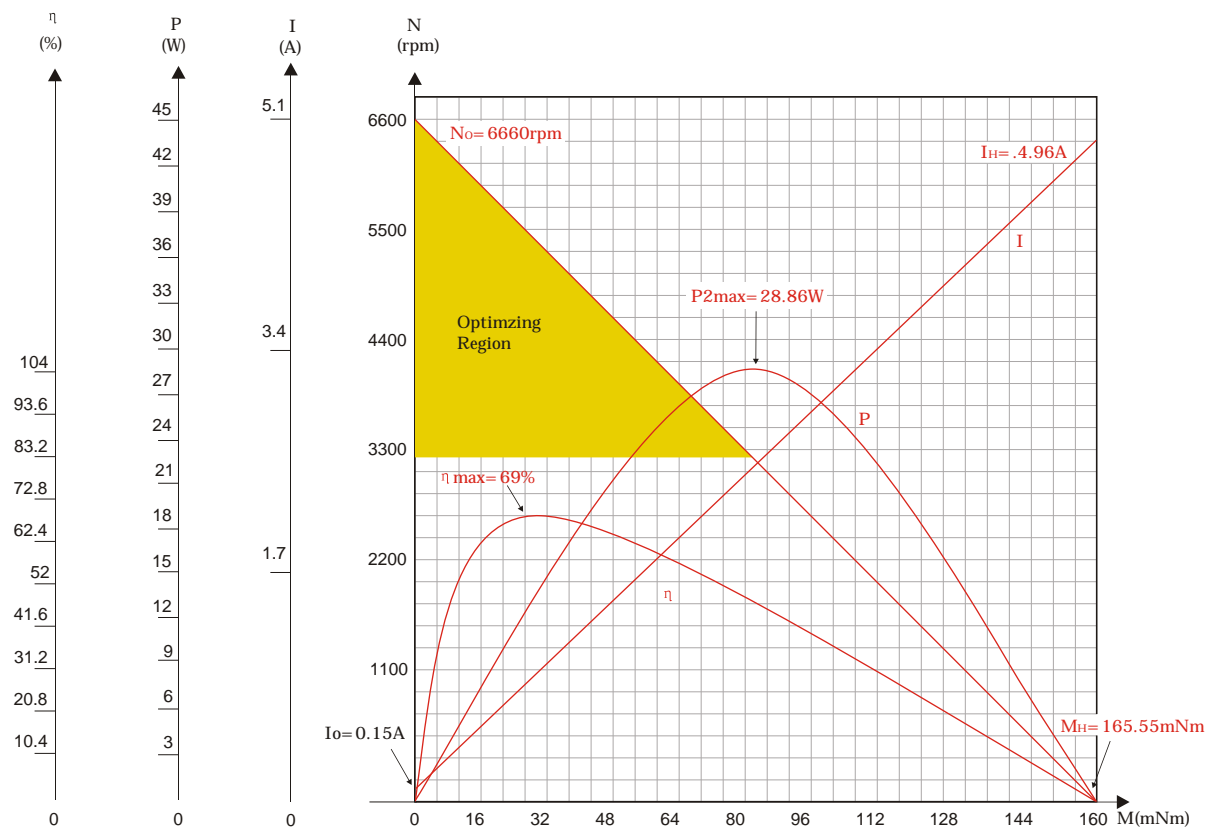
DIMENSIONS



SPECIFICATION

MOTOR TYPE	Rated Voltage (V)	No-load current (A)	No-load speed (rpm)	Max Power (W)	Max efficiency (η)	Max Torque (mNm)	Torque Constant (mNm/A)	Length (mm)	Weight (g)
SL-3056	24	0.15	6660	28.86	69	165.55	33.4	56	200
SL-3056DS	24	0.15	6660	28.86	69	165.55	33.4	56	200


CURVE



Note:
 (1) I_o is pure current of motor not include the driver's current.
 (2) We have suggested there has a optimizing region for this motor's operating as hatched in drawing.

SL-35 DC BRUSHLESS & SLOTLESS MOTOR EXTERNAL DRIVER

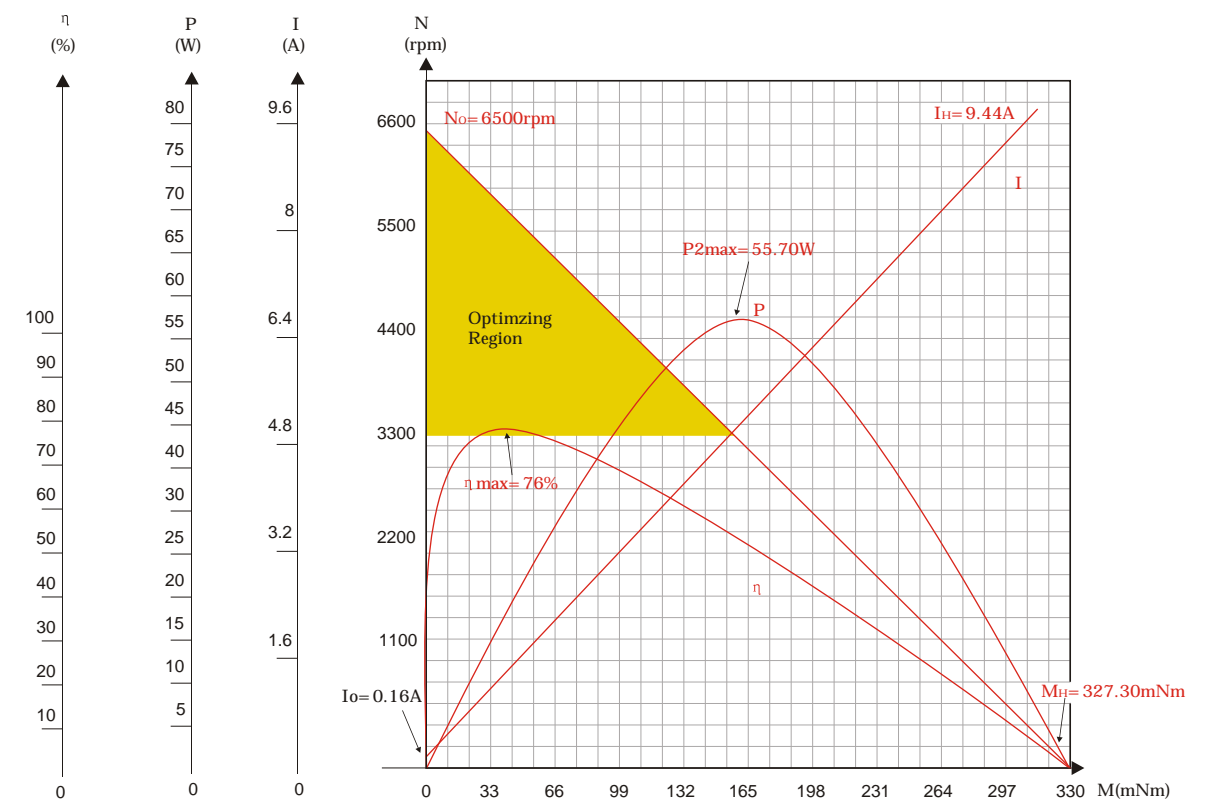
DIMENSIONS



SPECIFICATION

MOTOR TYPE	Rated Voltage (V)	No-load current (A)	No-load speed (rpm)	Max Power (W)	Max efficiency (η)	Max Torque (mNm)	Torque Constant (mNm/A)	Length (mm)	Weight (g)
SL-3564	18	0.2	4670	20.16	67	213.97	35.62	64	106
SL-3564	24	0.16	6500	55.7	76	327.3	34.67	64	106
SL-3564DS	24	0.16	6500	55.7	76	327.3	34.67	64	106

CURVE



Note:
 (1) I_o is pure current of motor not include the driver's current.
 (2) We have suggested there has a optimizing region for this motor's operating as hatched in drawing.